

機 型	MODEL	G-25/30/32HA	G-25/30/32HA-D	G-25/30/32HA-DE
控制軸名稱	Axis name	X, Z	X, Y, Z, C	X, Y, Z, C
可加工棒材最大外徑	Bar capacity	25 / 30 / 32 mm		
最大車削長度	Max. turning length	棒材外徑 Bar diameter x 3		
主軸孔徑	Spindle bore	34 mm		
主軸筒夾型式	Spindle collet type	161E / 163E / 164E		
3爪夾頭尺寸	3-jaw chuck size	5 inch		
X軸行程	X-axis travel	340 / 680 mm (半徑/直徑 radius / diameter)		
Z軸行程(裝筒夾時)	Z-axis travel (if collet)	95 mm (筒夾與切斷刀座之間, between collet and cut-off tool holder)		
主軸馬達(額定/15分)	Spindle motor (rated /15min.)	2.2 / 3.7 KW		
主軸最高轉速	Max. spindle speed	6,000 RPM		
動力刀馬達	Live tool motor	無 No	1 KW / 4,000 RPM	
控制軸馬達	Axis motor	0.75 KW		
端面動力刀數/筒夾	Face live tool Nos / collet	無 No	3 / ER11 (option: 2 / ER20)	
側面動力刀數/筒夾	Cross live tool Nos / collet	無 No	4 / ER16	3 / ER16
外徑刀柄尺寸	OD tool shank size	16 x 16 mm		
固定式內徑刀筒夾	Fixed ID tool collet	ER16 (選配 option: ER20)		
搪孔刀柄徑	Boring bar diameter	20 mm		
主軸中心高度	Spindle center height	935 mm		
機器裝箱尺寸	Packed machine size	1,850(W) x 2,080(H) x 1,550(D)mm		
機器重量	machine weight	1,020kg	1,150kg	1,170kg

※本公司享有規格變更之權利，恕不另行通知。

※All specifications are subject to change without notice in advance.

標準配件 Standard Accessories

- | | |
|--------------------------------|--|
| 1. 標準工具 | 1. Standard tools (setup, adjustment) |
| 2. 冷卻液流量檢知器泵浦 | 2. Coolant flow sensor and pump |
| 3. 油壓筒夾 | 3. Hydraulic collet chuck |
| 4. 指定單一零件加工用刀具、筒夾等，
不包括特殊刀具 | 4. Tools, collets for one part requested, but special
tools not included. |
| 5. 刀座 | 5. Tool holders |
| 6. 工件接料器 | 6. Product catcher |
| 7. 工件盒 | 7. Product box |

選擇配件 Optional Accessories

- | | |
|-----------------|---|
| 1. 自動送料機 | 1. Magazine type auto bar feeder |
| 2. 三爪油壓夾頭 (5") | 2. 3-jaw hydraulic chuck (5 inch) |
| 3. 腳踏開關 (夾頭開關用) | 3. Foot switch (for chuck OPEN / CLOSE) |
| 4. 排屑機 | 4. Chip conveyor |
| 5. 特殊刀座 | 5. Special tool holders |
| 6. 震動桶 | 6. Vibration feeding system |
| 7. 油霧回收機 | 7. Oil mist collector |



錡峯機械股份有限公司
GE FONG MACHINERY CO., LTD.

台中市潭子區42756雅潭路三段118號
NO.118, SEC.3, YATAN RD.TANTZI DIST.,
TAICHUNG CITY 42756, TAIWAN.
TEL: 886-4-25334855 FAX: 886-4-25334857
Web site: <http://www.ge-fong.com>
E-mail: gefong.company@msa.hinet.net
gefong@ms4.hinet.net

Agent:



走刀式CNC電腦自動車床

FIXED HEAD CNC LATHE



G-32HA

G-32HA-D

G-32HA-DE

錡峯機械股份有限公司
GE FONG MACHINERY CO., LTD.

走刀式CNC電腦自動車床

FIXED HEAD CNC LATHE

- 成本效益高，適合長棒材或單件之內外徑加工
- 高精度工件加工專用，內/外徑/側端銑(G-32HA-DE)加工皆可一次完成
- Cs輪廓控制軸可供任意角度主軸定位(附鎖住功能)或輪廓車削(如刻字等) (適用G-32HA-D/DE)
- 外徑刀之中心高度調整容易
- 成品工件自動落入機器外之工件箱內
- 左開式滑動安全門設計
- Very cost-effective, suitable for ID/OD working of long bar or single process.
- Specialized in machining high precision component, ID / OD / cross / end processing (G-32HA-DE) can be done in the same single process.
- Cs contour axis, available for arbitrary degree spindle-locked indexing or contouring (like engraving, etc). (suitable in model: G-32HA-D/DE)
- Center height of OD tool can be adjusted easily.
- Products can be accessed into the product box from the machine outside.
- Slide-left machining safety door design.



- Ⓐ 左手型切斷刀座16x16柄 (標配1個)
- Ⓑ 雙刀位外徑刀座16x16柄(刀柄徑向安裝) (標配2個)
- Ⓒ 單刀位內徑刀座 (ER16) (標配3個)
- Ⓓ 四刀位側面動力刀座 (ER16) – (G-32HA-D及G-32HA-DE適用)
- Ⓔ 三刀位端面動力刀座 (ER11) – 可拆式，裝於側銑第四刀位 (G-32HA-DE適用)
- Ⓕ 工件接料器
- Ⓐ Left-handed cut-off tool holder 16x16 shank (standard, 1 pc)
- Ⓑ 2-position OD tool holder (Tool shank radially mounted)(standard, 2 pcs)
- Ⓒ 1-position ID tool holder (ER16)(standard, 3 pcs)
- Ⓓ 4-position cross live tool rest (ER16) – (For G-32HA-D & G-32HA-DE)
- Ⓔ 3-position face live tool rest (ER11) – detachable, mounted on 4th cross live tool position. (For G-32HA-DE)
- Ⓕ Product catcher

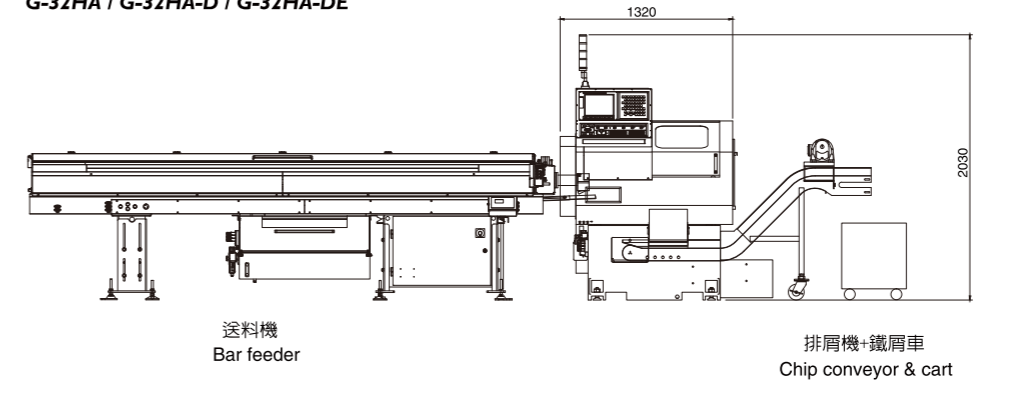
刀具容量 Tool capacity

機型	Model	G-32HA	G-32HA-D	G-32HA-DE
標準刀位總數	Standard No. of tool positions	8	12	14
外徑刀	OD tool	5	5	5
正面固定式內徑刀	Face fixed ID tool	3	3	3
側面動力刀	Cross live tool	0	4	3
端面動力刀	Face live tool	0	0	3

送料模式 Feed modes

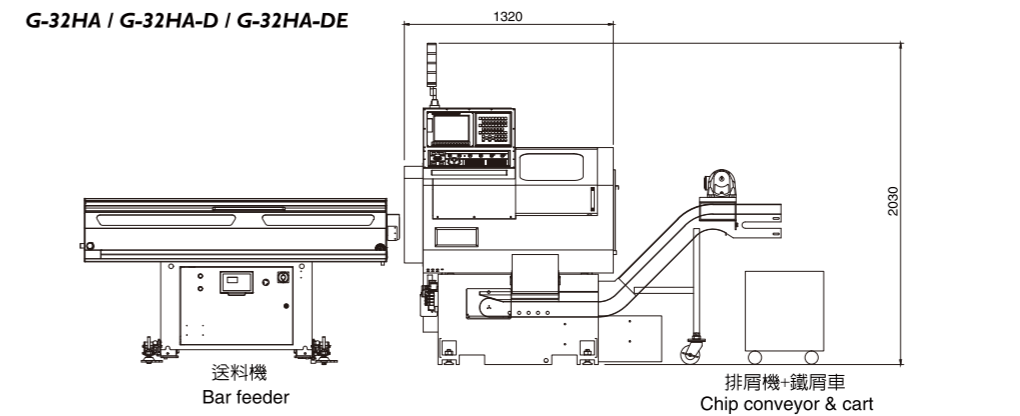
搭配3米自動送料機
With 3M magazine type auto bar feeder

G-32HA / G-32HA-D / G-32HA-DE



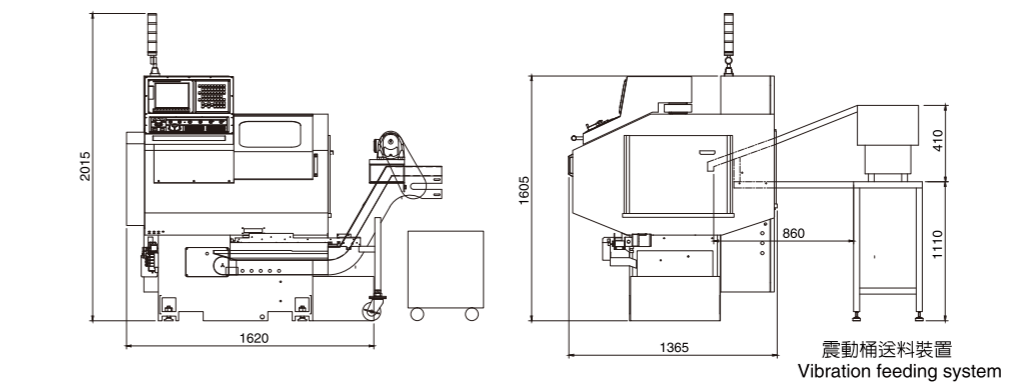
搭配1.5米自動送料機
With 1.5M magazine type auto bar feeder

G-32HA / G-32HA-D / G-32HA-DE



搭配震動桶自動送料
With Vibration feeding system

G-32HA / G-32HA-D / G-32HA-DE



刀座 Tool holders



- 雙刀位外徑刀座-刀柄軸向安裝(標配1個)
- 刀具中心高度無法調整
- 2-position OD tool holder-shank axially mounted (standard 1 pc)
- Tool center height can't be adjusted.



- 固定式內徑刀ER20筒夾座含螺母(選配)
- Fixed ID tool ER20 collet holder with nut (option)



- 固定式內徑刀ER16筒夾座(標配3個)
- Fixed ID tool ER16 collet holder (standard 3 pcs)



- 側面固定式Ø18mm柄徑外徑刀座(選配)
- 供G-32HA-D及G-32HA-DE用
- Cross fixed Ø18mm shank OD tool holder (option)
- For G-32HA-D & G-32HA-DE